

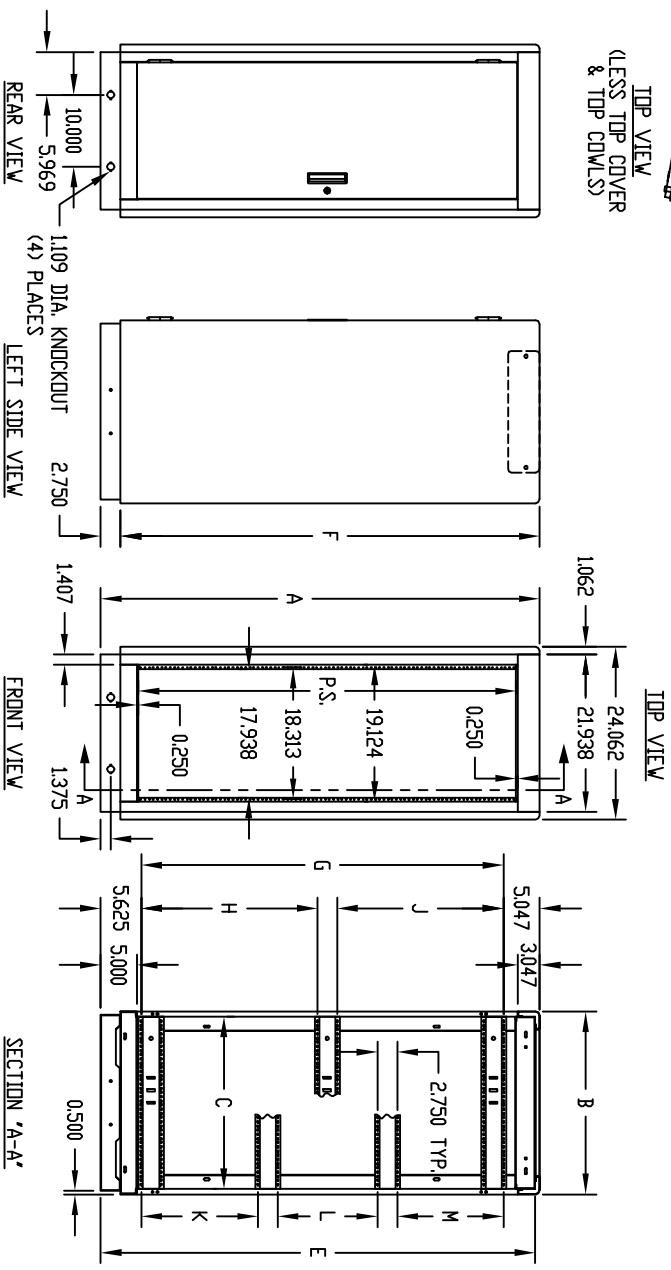
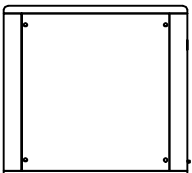
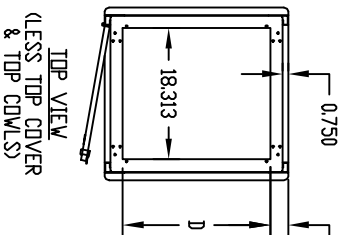
PART NAME SERIES 60 UPRIGHT CABINET RACK

PART No. 60-2300 TD 60-2313

REV. DATE 1-2-02

FINISH:
 FRAME ASSEMBLY, DOOR, SIDES,
 TOP CWLS & TOP COVER _____ GRAY TEXTURE OR
 ROYAL BLUE TEXTURE
 PANEL MOUNTING RAILS _____ SMOOTH BLACK

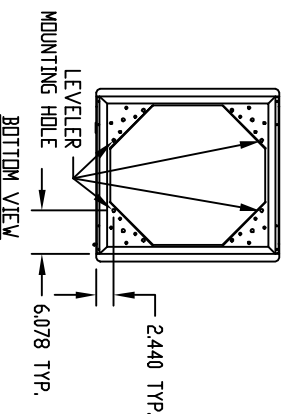
MATERIAL:
 PANEL MOUNTING RAILS _____ 12 GA. STEEL
 FRAME TOP, BASE ASSEMBLY,
 FILLERS & VERTICAL RAILS _____ 14 GA. STEEL
 RAIL SUPPORTS _____ 16 GA. STEEL
 TOP CWLS, TOP COVER & SIDES _____ 18 GA. STEEL
 DOOR _____ 20 GA. STEEL



PANEL MOUNTING RAILS (FRONT & REAR) ARE TAPPED #10-32 ON EIA, UNIVERSAL SPACING AND ARE FULLY ADJUSTABLE.

BOTTOM PIERCED FOR MOUNTING RC-7758 CASTERS.

LOAD RATING: 1200 LBS. MAX.



| PART No. | P.S. | A | B | C | D | E | F | G | H | J | K | L | M |
|----------|--------|--------|--------|--------|--------|--------|--------|--------|--------|--------|--------|--------|--------|
| 60-2300 | 21.000 | 29.625 | 22.000 | 20.500 | 17.000 | 29.000 | 26.875 | 18.937 | — | — | — | — | — |
| 60-2301 | 31.500 | 40.125 | — | — | — | 39.500 | 37.375 | 29.437 | — | — | — | — | — |
| 60-2302 | 42.000 | 50.625 | — | — | — | 50.000 | 47.875 | — | 19.281 | 17.906 | — | — | — |
| 60-2303 | 52.500 | 61.125 | — | — | — | 60.500 | 58.375 | — | 24.531 | 23.156 | — | — | — |
| 60-2304 | 61.250 | 69.875 | — | — | — | 69.250 | 67.125 | — | 28.906 | 27.531 | — | — | — |
| 60-2305 | 70.000 | 78.625 | — | — | — | 78.000 | 75.875 | — | 33.281 | 31.906 | — | — | — |
| 60-2306 | 78.750 | 87.375 | 22.000 | 20.500 | 17.000 | 86.750 | 84.625 | — | — | — | 25.125 | 22.312 | 23.750 |
| 60-2307 | 21.000 | 29.625 | 25.500 | 24.000 | 20.500 | 29.000 | 26.875 | 18.937 | — | — | — | — | — |
| 60-2308 | 31.500 | 40.125 | — | — | — | 39.500 | 37.375 | 29.437 | — | — | — | — | — |
| 60-2309 | 42.000 | 50.625 | — | — | — | 50.000 | 47.875 | — | 19.281 | 17.906 | — | — | — |
| 60-2310 | 52.500 | 61.125 | — | — | — | 60.500 | 58.375 | — | 24.531 | 23.156 | — | — | — |
| 60-2311 | 61.250 | 69.875 | — | — | — | 69.250 | 67.125 | — | 28.906 | 27.531 | — | — | — |
| 60-2312 | 70.000 | 78.625 | — | — | — | 78.000 | 75.875 | — | 33.281 | 31.906 | — | — | — |
| 60-2313 | 78.750 | 87.375 | 25.500 | 24.000 | 20.500 | 86.750 | 84.625 | — | — | — | 25.125 | 22.312 | 23.750 |